

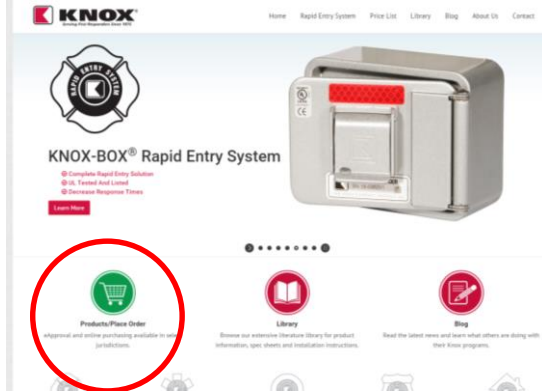
INSTRUCTIONS FOR ORDERING KNOX BOX EQUIPMENT FOR BARTOW COUNTY

Step 1:

Go to www.knoxbox.com

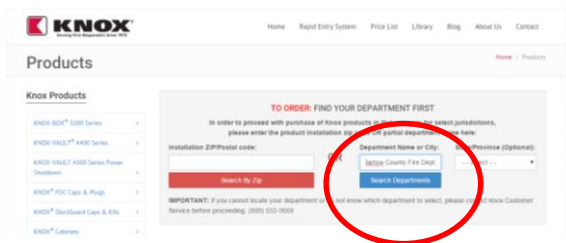
Step 2:

Click Products/Place Order




Step 3:

Find the Bartow County Fire Department by typing the name in the block labeled "Department Name or City"



Step 4:

Select your department. You will notice the eApproval symbol.



Proceed with order. Pay after e-Approval.

Step 5:

Click to proceed.



Step 6:

Add the desired product to the cart.

Step 7:

Add installation address details.



Step 8:

Submit for eApproval

Step 9:

Monitor your email.

Once the Bartow County Fire Department has approved your submission, you will receive another email with an approved shopping cart link.

Click the link in your email and follow the online instructions to complete purchase.

Alternatively, if your request is denied by the fire department, you will receive an email from them with further instructions.